



## **Pieceful Night Quilters' Guild of North Toronto**

Armour Heights Presbyterian Church, 105 Wilson Avenue, Toronto  
7:30 p.m. – second Wednesday of each month

[www.pnqg.ca](http://www.pnqg.ca)

### **APRIL 2015 NEWSLETTER**

#### **APRIL 8 MEETING – 7:30 p.m.**

**DOORS** will open at **6:45 p.m.** Come early if you would like to 'sit and sew' and enjoy one another's company.

#### **PRESIDENT'S MESSAGE - Wendy Dines**

The trunk show and talk by Elaine Quehl was inspirational. What a treat to have an internationally recognized artist speak at our little guild. Having the quilts circulated around the circle allowed members to get a close-up of her work.

That's not to say that I will be turning out quilts of her caliber; rather, the take away **for me** was to follow my own muse and not be discouraged when, on my first, second or even third attempt, the result is lacking. Persevering and continuing to "practice' practice, practice" to attain the results I can only envision today, is my challenge.

Martha Huffman's announcement of a full slate for the proposed Board for 2015-16 was welcome news. Many thanks to those who have put their name on that list.

Val Prideaux and Jane Cramer, the movers & shakers behind the Quilts at the Creek quilt show in July dropped into promote this event and to encourage members to participate by submitting a quilt for show, volunteering at the event or by taking one of the workshops. This is a great summer show and I hope that you will participate. Go to <https://quiltsatthecreek.wordpress.com>.

There are spaces in our annual workshop...this year, Christine Alexiou (<http://christinealexiou.com/index.html>) is giving a workshop that will help you transform trash to a treasure. Please, let your friends know of this opportunity that is scheduled for Sat Apr 11. Contact Melanie to register.

#### **PAST PRESIDENT - Martha Huffman**

The PNQG 2015-16 Slate of Officers is attached. Any member wanting to run for one of these positions can still put their name forward at the AGM in May. A vote of the membership will be held for the contested position. The position of Vice-President remains vacant at this point in time.

I am looking for two more volunteers to quilt lap quilts created from the Past President Challenge blocks last year. Please see me at the April meeting. I am still contemplating my 2014-15 Challenge to members but will announce it shortly.

## **PROGRAM - Andrea Howell**

In April our own Kyomi will teach us about design considerations when creating a quilt. May is the AGM where we will have vendor or two and then we reach the end-of-year dessert social in June.

### **Draw**

Remember to wear your name badges. The next draw for a fabric prize will be at the June social for the ballots collected at the January to June meetings.

## **LIBRARY - Nadine Wright**

The library will be open for the April meeting. Members are asked to check for any library books past due for 3 months. Happy Spring!

## **MEMBERSHIP - Noreen Deeley**

Our Membership numbers stand at 49.

Members who attend and wear their name badges will have a chance to add their names to a ballot slip for the fabric prize draw at our next social in June.

If you know about a member who has a major illness or whose immediate family member has died, please let Noreen Deeley know so the Guild can express its best wishes.

## **SPECIAL EVENTS – Melanie Leitch**

The workshop with Christine Alexiou will be held on April 11 at the church. The fee for attending is \$35 (\$30 for workshop and \$5 for kit) and must be paid at the March meeting to reserve your spot. The lunch will be pot luck. There is a maximum enrolment of 20 stitchers. There may be space for non-guild members so please speak to me at the next meeting if you know of someone who would like to attend.

The theme for the June social is “Quilter’s Tea Party”. Details are as follows:

- What to bring?
- a desert sufficient to serve 6 people;
  - your own plate, cutlery (although there will be paper plates, etc. in case they are needed)
  - your own cup, saucer, mug – if they are special items we will all enjoy them in a cup show and share

Hat and Gloves Contest - prizes will be awarded for i) the prettiest; ii) the funniest; and iii) the most interesting quilt related items so bring your best and show us your talents

Tea Party Fabric - please bring one 6 inch square of tea party themed fabric (you can bring this to the April, May or June meetings) keeping in mind that “tea party theme” is fully open to interpretation (think Picasso or Pollock)  
- there will be a prize for the best fabric square

## **BAZAAR -Sherry Davidson with Judy and Michiko**

Soon we will have a changing of the guard so to speak so we can all look forward to the thoughts and ideas of the new people. Sherry, Judy and Michiko have done a spectacular job and I think, have raised the bar. (mem)

## **PNQG WEBSITE - Judy Messenger, Webmaster**

Pieceful Night Quilters' Guild now has a website maintained by our own webmaster, Judy Messenger. A calendar of events, photos from guild meetings and workshops, membership information and newsletters can all be found on the website at [www.pnqg.ca](http://www.pnqg.ca). If you have any photos you'd like to share, or information that you think would be of interest to all members, please send it to [webmaster@pnqg.ca](mailto:webmaster@pnqg.ca).

## **COMMUNITY OUTREACH PROJECTS – Shelly Keyser**

Meals on Wheels Placemats - Community Program 2015

Does your fabric stash need a spring cleaning to make room for some bright new fabrics or do you have a scrap basket that is overflowing and continuing to grow? If so, please take the opportunity to grab some great fabrics or leftover blocks from your stash and make a few placemats and mug rugs for our community program - Meals on Wheels.

We will be supporting the North Toronto Meals on Wheels as our community outreach program for 2015. The program delivers meals to individuals who are 55+, facing challenges such as chronic illness, poor nutrition and isolation. Last year the program delivered over 36,000 meals, to a client base of about 200 clients. While funded by the provincial government and clients themselves (clients do purchase their meals), the program wouldn't be possible without the efforts of about 100 volunteers who deliver meals and spend time with each of the clients.

We feel Meals on Wheels is a valuable program in helping seniors remain self-sufficient and in their own homes, so we would like to target one placemat per client (200) and one mug rug per volunteer (100), to be delivered in December. There are no specific size requirements - but placemats are often about 13 x 18; mug rugs can vary anywhere from about 4 inches square and up - some are big enough to hold a jumbo cookie with the coffee cup!

Guild members have already made close to 20 placemats and other members have told me they have

more in progress, so we're well on our way to a generous contribution of placemats and mug rugs in December 2015. Additionally, if you have fabric or batting pieces you wish to donate to this program, I can redistribute or kit for other members to help us get to our target.

If you have any questions or feedback, please contact me at [skeyser1987@rogers.com](mailto:skeyser1987@rogers.com).

Your support is very much appreciated!



## TREATS

Thank you to all who have brought treats in the past including Joyce Dawson, Noreen Deeley and Nadine Wright for bringing the goodies in March. For the coming months the treats will be supplied by the following people:

April: Judy Murakami, Joy Takahashi and Heather Lee

May: Martha Huffman, Bev Moffett and June Basu Roy

## SHOW AND SHARE

As always, we have show and share. Bring your projects (completed or in progress) to show and share with the membership.

## GUESTS


Guests are welcome (except for the AGM in May and social evenings in June and December). A fee of \$5 is charged for each meeting.

## FROM OUR MEMBERS

### 1. [A Feast for the Eyes – Maureen Merrill](#)

This month's featured artist is Karen McTavish, from Hayward, Wisconsin the creator of the fun and beautiful fill technique called of course McTavishing and an author, teacher, prize winner, mother, grandmother and a lover of tattoos, nose rings and roosters. Some examples of her quilting are set out below. You can follow Karen on Facebook at <https://www.facebook.com/karenmctavish>. Also, for more examples of her work you can check out the following site: [http://www.designerquilts.com/gallery5\\_mctavishing.html](http://www.designerquilts.com/gallery5_mctavishing.html) . You will be inspired; I guarantee it.

Truly someone that has a boundless love of life, including the good, the bad and the unusual. Enjoy.





(the above is a stunning example of McTavishing (the fill stitching) done by the master and creator of the art)

## 2. Pictures from the March Meeting

### a. Show and Share








(not sure who this is but the quilt is beautiful)



- b. *Elaine Quehl* – our March speaker and a lover of Hostas (or at least quilted hostas). Some pictures of the quilts she displayed at the meeting are below. Also attached is a copy of her blog post on her most recent travels – including her visit to PNQG. I have to say it was very difficult picking which pictures to include. All of the quilts were stunning. I managed to narrow it down to seven that I think you will enjoy. mem)









### 3. [Quilt Tips –](#)

Attached is an article on how to choose batting. Enjoy.

### 4. [Making Memory Quilts – some tips from Melanie Leitch.](#)

Attached is an article prepared by Melanie providing some well thought out tips and techniques to consider when you are making a memory quilt or some other type of quilt where there are numerous contributors. Attached is a picture of just such a quilt made by Melanie for a customer celebrating a Jewish wedding.




## 5. Quilts Inc. International Quilt Festival, Chicago -Maureen Merrill and Joy Takahashi

*From Maureen Merrill* - I had the opportunity to attend this show again this year. It is put on by the same people who do the show in Houston (and Portland) but it is on a smaller scale. For a few years they held the show to Cincinnati but now it is back in the Windy City. While I found everything I was looking for (specialty threads and a good selection of batiks for a double wedding ring quilt I am making for my niece's wedding gift) what I did not see was anything new that made me go "WOW". Apparently there were 70 less vendors this year than there were last year and it showed. However, the display of quilts at these shows is still impressive. Unfortunately you cannot take pictures of all of the quilts so attached are pictures of some of the ones that caught my imagination. This is Chicago however so I enjoyed some of many temptations Chicago has to offer: symphony, theatre and two food walking tours and spent only my last day at the quilt show. I would highly recommend a visit to the city and, notwithstanding its flaws, this show. One thing I did find at the Superior Threads booth that I was not looking for was the person in the picture below.




*From Joy Takahashi* - Sometimes a change in scenery can bring inspiration to the creativity machine! And so, after 4 days at the Chicago Quilt Festival (including a play day at the Art Institute) I've come back re-energized and anxious to finish up and apply some new techniques and projects! In addition to viewing the quilts (all 700 of them) and having a look/see at the 200 vendors, I took a few half day workshops: African Folklore Embroidery (using hand dyed cotton floss from South Africa) and Fabric Scrap Bowls (using 1 inch scrap strips wound around a clothesline) both taught by Catherine Redford (Illinois) and my favorite, with Cindy Walters (Hawaii) where we learned how to use fabric "snippets" to create an impressionistic painting. She told us to think of the snippets as "dabs of paint" and the technique of making the snippets really did feel like "painting"! On the show floor, I took a course on fabric bead making (because I love jewelry and fabric!) and watched a demo on making fabric greeting cards (sort of like crazy quilting on peltex). In hindsight, it appears the theme behind my course selection was all about creatively using up scraps! It was a whirlwind experience that was exhausting but in a most refreshing kind of way!

*Some pictures from the show (I have many more as well as some detail shots of the ones set out below so if you are interested send me an e-mail and I will pass them on - mem):*



SADA was born with a silver spoon  
and is still in its infancy.  
The joy this child is experiencing  
playing with her threads and  
fabric is like the joy in all of us as  
we each begin our newest  
endeavors.  
Each of us started  
with baby steps as  
artists, and now each  
day is a creative new  
beginning!



6. From Pat Stuckless – free downloads of every variety from GraphicStock; from backgrounds, design elements, nature scenes, etc. See info set out below.

**7 DAYS of FREE DOWNLOADS**

Over [250,000 Stock Images](#):

*Backgrounds, Textures, Icons, Patterns and much more...*

*To create awareness for GraphicStock, they are giving away 7 days of complimentary access to [download anything you want](#) from over 250,000 images, icons, vectors, textures, backgrounds and more.*

*Just create a username and password, and you get download access to everything on GraphicStock for 7 days. You can download 20 images per day.*

*GraphicStock is only giving this complimentary access to a limited number of users, so start downloading now:*

[GET YOUR 7 DAYS OF COMPLIMENTARY DOWNLOADS](#)

[https://www.graphicstock.com/freeimages/?](https://www.graphicstock.com/freeimages/)

## BULLETIN BOARD

### Events

1. Quilts at the Creek - Black Creek Pioneer Village - July 18 & 19, 2015. See attached brochure for information on entries Pioneer Spirit Quilt Challenge.
2. Peterborough Quilt Guild will be having their quilt show at the Wellness Centre at 775 Brealey Drive, Peterborough from May 1-3. Hours are Friday from 4-9 pm, Saturday 10-5pm and Sunday 10-4pm. The featured quilter will be Cheryl Czaplinski who also was the featured quilter in our January newsletter.
3. Arts on the Credit, Mississauga, April 11 and 12 – featuring Lorraine Roy (the featured artist in our March newsletter). See attached brochure with all the information
4. Ailsa Craig Community Quilt Festival, May 18-23, featuring Quilts of France, a Fiber Exhibition. See attached brochure with all the information.
5. The Textile Museum of Canada's annual Yardage Sale is **Friday, May 29, 11-6 and Saturday, May 30, 11-2**. The sale is at the Museum at 55 Centre Street here in Toronto. It's a great sale of all things to do with textiles.....including quilt fabrics, dressmaking and decorator fabrics, beads, buttons, equipment, yarn, books, household goods and so much more. It's a great place to find treasures and the price is right!

Also, if you have fabric or textile related items such as UFOs, orphan quilt blocks, wool or yarn that you no longer need or would like to donate to a good cause, we would be happy to receive them. Any donations can be taken directly to the Museum or if you would like us to pick up your donation, please feel free to call Lynne Lee at 416 4884520 to arrange a pick up.

6. The Embroidery Guild in Guelph will be having their Open House on April 14. See attached brochure for information.
7. Quilt Canada - Lethbridge, Alberta - June 4-6, 2015 – (Guild contact - Bev Moffett)

Registration is OPEN now for Quilt Canada in Lethbridge, AB (June 4-6, 2015) Visit the website at <http://www.canadianquilter.com/events/quilt-canada-2015.php>.

### Quilt Canada Blogspot

<http://cqacanadianquilting.blogspot.ca/2014/09/quilt-canada-2015-blown-away.html>

## [A Message From CQA \(thanks Bev\)](#)

### Call for Teachers 2016

The Canadian Quilters Association/Association canadienne de la courtepointe is pleased to announce that Quilt Canada 2016 will be held in the Toronto, Ontario area, June 2016, venue TBA.

The Conference Coordinator invites all interested teachers to submit proposals for workshops. One day workshops are preferred with a limited number of 2 day workshops being considered. Workshop content may be for novice to experienced, traditional to contemporary, machine and non-machine, including long arm.

Please submit your proposals before April 10, 2015 to Liz Thompson, Quilt Canada Coordinator, at [cqacoordinator@gmail.com](mailto:cqacoordinator@gmail.com).



© 2015 Canadian Quilters' Association / Association Canadienne de la Courtepointe  
[www.canadianquilter.com](http://www.canadianquilter.com)

This is a membership recruitment graphic for COVACC. It features the COVACC logo, which is a red diamond shape containing a stylized quilt square and a maple leaf. The text reads: 'Our Guild is a Proud Member of COVACC', 'Supporting Quilting in Canada!', 'Individual memberships have individual benefits!', 'www.canadianquilter.com/members', 'Be a member... be inspired!', 'conferences - magazines - juried shows - quilting family', and 'Canadian Quilters Association / Association canadienne de la courtepointe'. At the bottom, there are social media icons for Facebook, Twitter, Pinterest, Instagram, and Blogger, with their respective handles: @canquiltcanada, @canquiltcanada, COVACC, @canquiltcanada, and @canadianquilting.blogspot.ca.

*P.S. If anyone has a chance to attend any of the events described above or any other events that they feel would be of interest to the members, please send me a few sentences or paragraphs describing the event and your experiences (or whatever you*

*wish to say) and I will include it in the next newsletter.*

**Member Blogs** - Any members with a blog can list it here.

**Trading Post** - Members wanting to buy, sell or recycle for free quilting related items may submit their information to Maureen Merrill at [newsetter@pnqg.ca](mailto:newsetter@pnqg.ca). The information will be included in the next newsletter.

**Newsletter** - - Members are welcome at any time to submit typed items for inclusion in our newsletter. Deadline for submission is **10 days prior to a Guild meeting**. Send all the information to Maureen Merrill at [newsetter@pnqg.ca](mailto:newsetter@pnqg.ca).

### PNQG Board 2014-15

President	Wendy Dines	416-486-8378	<a href="mailto:president@pnqg.ca">e-mail:president@pnqg.ca</a>
Past President	Martha Huffman	416-483-9337	<a href="mailto:PastPresident@pnqg.ca">e-mail:PastPresident@pnqg.ca</a>
Vice President	Vacant		
Treasurer	Flo Blanchard	416-221-0108	<a href="mailto:treasurer@pnqg.ca">e-mail:treasurer@pnqg.ca</a>
Secretary/Newsletter	Maureen Merrill	416-486-0903	e-mail: <a href="mailto:Secretary@pnqg.ca/newsetter@pnqg.ca">Secretary@pnqg.ca/newsetter@pnqg.ca</a>
Membership	Noreen Deeley	416-489-3754	<a href="mailto:membership@pnqg.ca">e-mail:membership@pnqg.ca</a>
Library	Nadine Wright	416-424-1339	<a href="mailto:library@pnqg.ca">e-mail:library@pnqg.ca</a>
Special Events	Melanie Leitch	416-781-5153	
Program	Andrea Howell	416-423-8695	<a href="mailto:program@pnqg.ca">e-mail:program@pnqg.ca</a>
Bazaar	Sherry Davidson	416-787-6591	<a href="mailto:bazaar@pnqg.ca">e-mail:bazaar@pnqg.ca</a>
Webmaster*	Judy Messenger	416-250-8710	<a href="mailto:webmaster@pnqg.ca">e-mail:webmaster@pnqg.ca</a>
* Not a board position			

***A WARNING FOR ANYONE SENSITIVE TO A TINY BIT OF NUDITY PLEASE DON'T LOOK AT THIS MONTHS' FINAL THOUGHT.***

## AND A FINAL THOUGHT

(THANKS SHERRY FOR THE PICS –THEY OF COURSE ANSWER THE QUESTION DON'T THEY!)

